

MONUMENTAL FEATURES



Gerber OMEGA™ is renowned for making top-quality monument, marker, and memorial design easy and fast. Start with existing OMEGA functions and add HUNDREDS of new features introduced between OMEGA 2.5 and OMEGA 5.0, and you have a rock-solid monument production system that makes you more efficient, creative, and productive!

Text Features

- Many popular monument fonts are included with OMEGA 5.0 including several SpaceRite fonts.

OMEGA CS and OMEGA CP		MONUMENT MOD. ROMAN-SR REV.A SPACERITE	G0062466.GSF
MILITARY BLOCK A.K. REV.C	G0039852.GSF	MON.MOD.ROM.COND.ACCT.AK.REV.D	G0039859.GSF
MONUMENT BLOCK COND.A.K.REV.C	G0039855.GSF	MONUMENT MOD. ROMAN AK -GSP REVA	G0054557.GSF
MONUMENT BLOCK A.K. REV.C	G0039856.GSF	MONUMENT SHADOW AK REV. A	G0039988.GSF
NARROW FULL BLOCK ACCT.AK.REV.D	G0039861.GSF	U.S. GOV'T. MON.MARKER A.K.REV.B	G0039929.GSF
MON. MOD. ROMAN COND.-SR REV.A SPACERITE	G0062467.GSF	VERMARCO ACCT. AK REV.A-GSP	G0054559.GSF
MONUMENT HEBREW A.K. REV.D	G0039857.GSF	VERMARCO-SR ACCT. REVA SPACERITE	G0062465.GSF
MONUMENT ROMAN BOLD-GSP AK REV.A	G0054889.GSF	OMEGA CP Only	
MON STD COMMON GOTHIC AK REV A	G0062607.GSF	MONUMENT MOD ROMAN BLD AK REV A	G0041719.GSF
MON.ROMAN COND. ACCT AK REVA-GSP	G0054560.GSF	MONUMENT MOD. ROMAN A.K.REV.E	G0039858.GSF

- Adjust spacing between any two letters with Kerning, or space an entire line of text graphically or by percentage.
- Manually enter precise spacing between multiple lines of text.
- “Change Case” automatically switches text to upper case, lower case, title case or toggle case with the click of a button.
- Automatically connect Gerber Connected Fonts. Eliminate manual closure of Gerber Fonts.
- TrueType / Open Type Font Converter converts Windows fonts so they can be used as Composer fonts.
- Foreign language text entry support includes Hebrew, Chinese, Cyrillic, Arabic, and others.
 - Arabic fonts can be purchased from Gerber or converted from Truetype/Open Type format.
- Convert text to objects for easy, straight vector manipulation.
- Create customized OMEGA fonts with automatic spacing once characters are digitized. Create fonts from clipart for super fast access to frequently used artwork.

 [Connecting Fonts video](#)

 [Text Kerning and Spacing Video](#)


 [Text on the Worksurface Usage Video](#)


 [Text Dialog Box Usage Video](#)

 [Text Entry Tips](#)

Fit text to path or fit clipart to paths

- Adjust the location, spacing, size of text and other artwork on a path, quickly and easily.

 [Fit text to path video#1](#)

 [Fit text to path video#2](#)

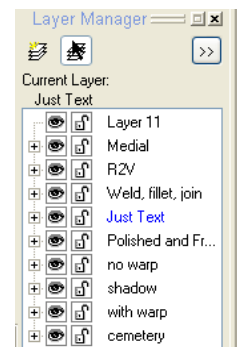


Artwork creation, editing and layout tools

- Improved import and export capabilities : Import DXF, DWG, EPS, PDF, AI, JPG, TIF BMP and more. Export AI, EPS, PDF, TIF, JPG, DXF, and more. Import monument clipart or foreign language layouts quickly and easily.
- Export designs as JPG files in a PDF “wrapper.” Use for proposals that are easy to view with Acrobat Reader, but do not contain vectors that can be “recycled” by other shops.
- New Improved Guidelines make artwork positioning easier than ever. Use visually, or snap to guidelines.

 [Guidelines Video](#)

- Use Grouping and Combining (compound path) tools to control the look and selection of designs.
- Automatic spacing adjusts space between objects to be the same, or allows for spacing by a specific distance.
- Automatic Justify aligns objects to the last selected object.
- Visual Gridlines, snap to grid, on axis tools make alignment and precise placement a snap!
- Measurement and dimensioning tools can be used for layout or presentations/proposals.
- Lock objects to prevent unwanted edits.
- Manual Entry mode, and Absolute Move, Absolute Size, Absolute Slant functions provide precise control objects.
- Layers: Design jobs using layers in Composer, and output layered jobs as flat jobs or layered jobs in GSPPlot. Layers can be flattened or maintained when exporting to EPS/AI formats.




OMEGA 5.0 Raster to Vector

- Improved raster to vector tools reduce post vectorization cleanup.

 [Raster to vector video](#)

 [Raster to vector video#2](#)



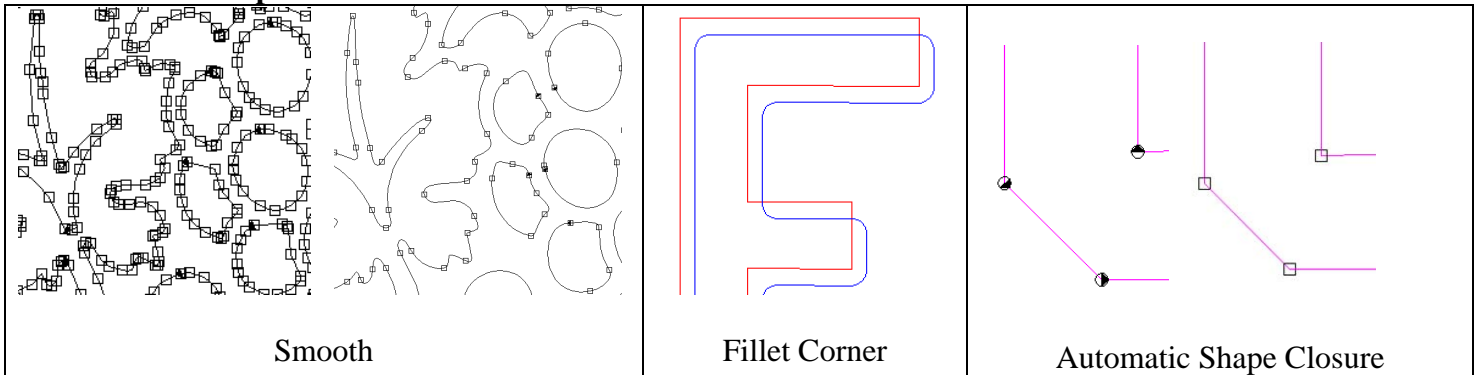
Detail Editing (Node Editing or Point Editing)

OMEGA includes complete and intuitive detail editing (also called node editing or point editing), and includes many automatic tools:

- Move points and segments, add points, delete points and segments, make line/make curve, align points, and more.
- Automatic shape smoothing (“Smooth”) and point reduction (“Thin”).
- Fillet corners automatically rounds selected corners.
- Interactive “make sharp corner” or “make round corner.”
- Automatically and instantly close (“Join”) open shapes with the same end points. Great for fixing imported DXF files with open segments!

 [Detail edit video](#)

Detail Edit Examples



- E-Rubbings: Take a digital picture or scan rubbings and digitize on-screen right on top of the text or graphics.
- New centerline vectorization and medial axis find the center path of images and vector artwork to denote areas to be carved instead of sandblasted.

Automatic Vector Manipulation Tools





- Use the Outline feature on text and vector graphics to create polished edge text, frosted inlaid text, bolder or lighter text and much more!

 [Outline video](#)



- Create drop shadows, perspective shadows, connected-corner shade shadows, and cast shadows.

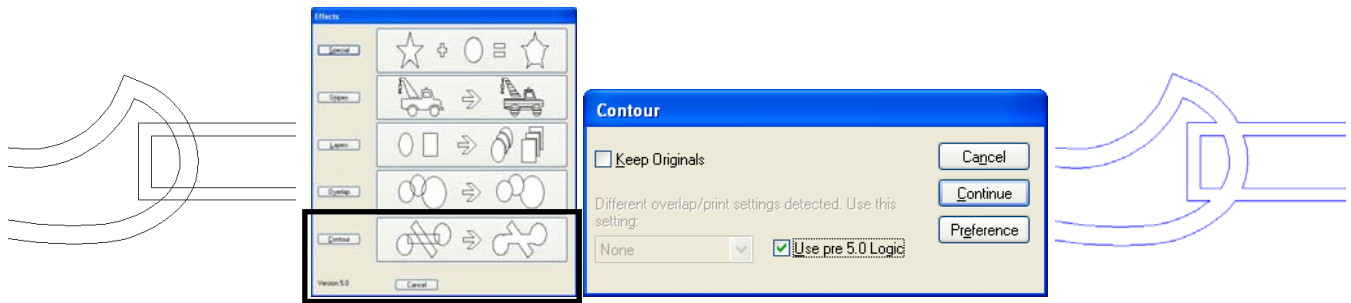
 [Shadow video](#)

 <p>Shade with relief gap</p>	 <p>Shade (Composite) with Outline</p>
 <p>Perspective shadow (composite) with outline (hide originals)</p>	 <p>Cast shadow (composite) with outline (hide originals)</p>

- Automatically **contour or weld artwork** to remove overlapping outlines. Make your own connected fonts, get creative with artwork and text, and much more!

 [Contour text video](#)

 [Contour artwork video](#)



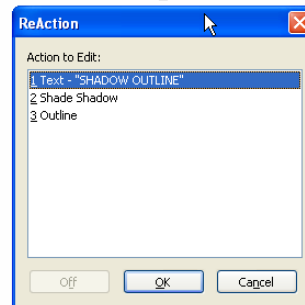
ReAction

ReAction saves HUGE amounts of rework and allows for the creation of reusable templates. If a piece of artwork has text, then an outline, then shadows, then distortions, ReAction lets you change the text, font, outline size, shadow settings, or anything else, and all other effects reapply automatically!

 [Reaction Video](#)

Original text with shadow and outline.

SHADOW: OUTLINE



NEW TEXT & FONT

ReAction lets you change the text and font, and the shadow and outline reapply automatically

AutoText automates the placement of dozens or hundreds names or other data in a matter of seconds. Autonumber adds sequential numbers. Great for blasted bricks or fundraisers.



 [AutoText Video](#)

B. ARCHER	V. CRUZ	G. LANCE	C. DANIKA
N. BLADE	C. CATCHER	A. MUHAMMAD	M.C. CABRIELLE
T. BRICK	V. DIESEL	O. SHAQUILLE	S. OAKLEY
B. BRIDGER	H. EVANDER	W. TIGER	M. OLYMPIA
F. BRONSON	R. FISHER	M. TYSON	S. PICABO
J. BOND	M. JORDAN	B. ANNIKA	W. QUYNLYN
F. BECKHAM	L. LAKER	K. BILLIE JEAN	J. SASHA

Display, Propose, and Present

- Full-size, real-scale layout.

- **Simulate granite and other stone textures** with marker outlines, text or other vector artwork using Clipping Paths or Image Masks. Import the texture image file, place the vectors on top, and “Make Clipping Path.”
- **Simulate and display different blasting techniques with the stone textures** with Composer fill overlap settings (Omega CP only).



- Preview color vector images on stone images (OMEGA CP only).

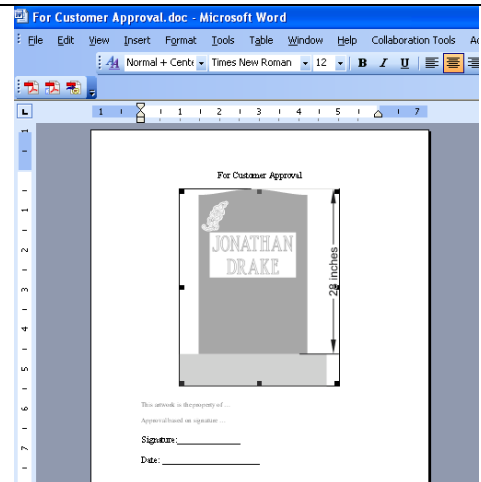
- Use a complete set of **Dimensioning Tools** to create customer approval layouts or easy installation drawings.

 [Dimensioning Video1](#)

 [Dimensioning Video2](#)

- Export wireframe designs as JPG files.

- Copy and Paste clipart and even complete Layouts between Composer and Microsoft Office (and vice versa). Create presentations and proposals by copying from Composer and pasting into Word or PowerPoint. Use logos and clipart by copying from Word and pasting into Composer.



- Superimpose designs onto cemetery pictures or renderings for customer presentations.



Output

- Output to Gerber and other stencil cutter/plotters, and output to HPGL devices.
- Export to vector and image formats (PDF, DXF, EPS, AI, JPG, TIF and more) for use with other output devices and programs.